



IDFC CORPORATE BOND FUND

An open ended debt scheme predominantly investing in AA+ and above rated corporate bonds. A Scheme with Relatively High Interest Rate Risk and Relatively Low Credit Risk.

- A portfolio that emphasizes on high quality, currently 100% AAA and equivalent instruments.
- By investing in one single fund you get to diversify your allocation across high quality corporate instruments.
- Ideal to form part of 'Core' Bucket - due to its high quality and low to moderate duration profile*

FUND FEATURES: (Data as on 28th February'22)

Category: Corporate Bond

Monthly Avg AUM: ₹ 19,517.77 Crores

Inception Date: 12th January 2016

Fund Manager: Mr. Suyash Choudhary (w.e.f. 28th July 2021) Mr. Gautam Kaul (w.e.f. 1st December 2021)

Standard deviation (Annualized): 1.32%

Modified duration: 1.85 years

Average Maturity: 2.07 years

Macaulay Duration: 1.93 years

Yield to Maturity: 5.28%

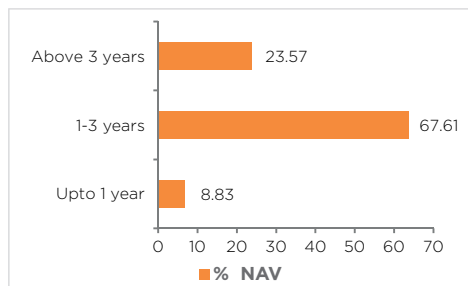
Benchmark: Tier 1: NIFTY Corporate Bond Index (w.e.f. 1st Dec, 2021) Tier 2: NIFTY AAA Short Duration Bond Index

Minimum Investment Amount: ₹5,000/- and any amount thereafter

Exit Load: Nil

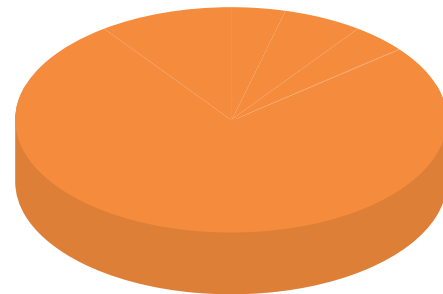
Options Available: Growth & IDCW® Option - Payout, Reinvestment & Sweep and Monthly, Quarterly, Half Yearly, Annual & Periodic.

Maturity Bucket:



®Income Distribution cum capital withdrawal

ASSET QUALITY



AAA Equivalent
100.00%

PORTFOLIO

(28 February 2022)

Name	Rating	Total (%)
Corporate Bond		70.32%
NABARD	AAA	11.15%
REC	AAA	10.86%
HDFC	AAA	7.93%
Reliance Industries	AAA	7.32%
National Housing Bank	AAA	6.15%
Larsen & Toubro	AAA	5.82%
Power Finance Corporation	AAA	4.75%
Indian Railway Finance Corporation	AAA	3.49%
Hindustan Petroleum Corporation	AAA	2.67%
Axis Bank	AAA	1.64%
UltraTech Cement	AAA	1.39%
ICICI Bank	AAA	1.28%
Indian Oil Corporation	AAA	1.22%
Mahindra & Mahindra	AAA	1.04%
Oil & Natural Gas Corporation	AAA	0.89%
Export Import Bank of India	AAA	0.87%
Small Industries Dev Bank of India	AAA	0.62%
LIC Housing Finance	AAA	0.49%

*The scheme is currently following a 'roll down' investment approach on a tactical basis. This means that ordinarily the average maturity of the scheme's portfolio is unlikely to increase significantly and may be expected to generally reduce with the passage of time, subject to intermittent periods of volatility in the maturity profile owing to AUM movement and market conditions. The approach being followed currently is tactical in nature and would be subject to change depending on investment opportunities available without prior notice.

Standard Deviation calculated on the basis of 1 year history of monthly data

MUTUAL FUND INVESTMENTS ARE SUBJECT TO MARKET RISKS, READ ALL SCHEME RELATED DOCUMENTS CAREFULLY.


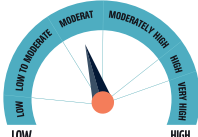
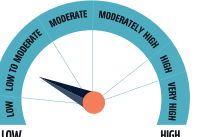
PORTFOLIO (28 February 2022)

Name	Rating	Total (%)
Power Grid Corporation of India	AAA	0.45%
NTPC	AAA	0.16%
HDB Financial Services	AAA	0.13%
Government Bond		20.69%
5.22% - 2025 G-Sec	SOV	17.91%
7.32% - 2024 G-Sec	SOV	2.76%
7.68% - 2023 G-Sec	SOV	0.03%
State Government Bond		3.83%
9.22% Gujarat SDL - 2023	SOV	0.76%
6.64% Rajasthan SDL - 2024	SOV	0.37%
8.10% Tamil Nadu SDL - 2023	SOV	0.35%
8.83% Tamilnadu SDL - 2024	SOV	0.27%
9.25% Haryana SDL - 2023	SOV	0.27%
5.46% Tamilnadu SDL - 2024	SOV	0.26%
5.6% Haryana SDL - 2024	SOV	0.22%
9.47% Haryana SDL - 2024	SOV	0.19%
9.55% Karnataka SDL - 2024	SOV	0.19%
9.63% Andhra Pradesh SDL - 2024	SOV	0.17%
9.80% Haryana SDL - 2024	SOV	0.14%
8.96% Maharashtra SDL - 2024	SOV	0.14%
5.6% Maharashtra SDL - 2024	SOV	0.13%
9.48% Andhra Pradesh SDL - 2024	SOV	0.11%
9.5% Gujrat SDL - 2023	SOV	0.08%
9.71% Haryana SDL - 2024	SOV	0.06%
9.24% Haryana SDL - 2024	SOV	0.05%
9.11% Maharashtra SDL - 2024	SOV	0.03%
9.37% Gujarat SDL - 2024	SOV	0.03%
5.75% Tamilnadu SDL - 2025	SOV	0.01%
9.10% Tamil Nadu SDL - 2022	SOV	0.00%
Certificate of Deposit		0.99%
Axis Bank	A1+	0.99%
Commercial Paper		0.25%
HDFC	A1+	0.25%
Zero Coupon Bond		0.01%
Power Finance Corporation	AAA	0.01%
Net Cash and Cash Equivalent		3.91%
Grand Total		100.00%


Potential Risk Class Matrix

Credit Risk of the scheme →	Relatively Low (Class A)	Moderate (Class B)	Relatively High (Class C)
Interest Rate Risk of the scheme ↓			
Relatively Low (Class I)			
Moderate (Class II)			
Relatively High (Class III)	A-III		

A Scheme with Relatively High Interest Rate Risk and Relatively Low Credit Risk.

Scheme risk-o-meter	This product is suitable for investors who are seeking*	Benchmark risk-o-meter	Benchmark risk-o-meter
 <p>Investors understand that their principal will be at Low to Moderate risk</p>	<ul style="list-style-type: none"> To generate medium to long term optimal returns. Investments predominantly in high quality corporate bonds. <p>*Investors should consult their financial advisers if in doubt about whether the product is suitable for them.</p>	 <p>Tier 1: NIFTY Corporate Bond Index</p>	 <p>Tier 2: NIFTY AAA Short Duration Bond Index</p>

MUTUAL FUND INVESTMENTS ARE SUBJECT TO MARKET RISKS, READ ALL SCHEME RELATED DOCUMENTS CAREFULLY.